

Scaled data based on original data using
LM-79-08 Approved Method: Electrical and Photometric Measurements of Solid-
State Lighting Products

Test Report Prepared for
Cooper Lighting Solutions
(formerly Eaton)

Brand: McGRAW-EDISON

Report Number: P227204

Luminaire Tested: **ISW-AF-1000-LED-E1-SLL-7030**

Issue Date: 3/3/2020

Test Information

Test Method: LM-79-08
Report Number: P227204
TEST IS SCALED FROM IESNA LM-79-08 TEST DATA (P35948)
Test Lab: INNOVATION CENTER-P3
Issue Date: 3/3/2020
Manufacturer: COOPER LIGHTING SOLUTIONS (FORMERLY EATON)
Product Line: MCGRAW-EDISON
Catalog Number: ISW-AF-1000-LED-E1-SLL-7030
Description: IMPACT ELITE LED WEDGE LUMINAIRE
LIGHT SQUARE WITH ACCULED OPTICS-90° SPILL LIGHT ELIMINATOR LEFT
Light Source: (16) 3000K CCT, 70 CRI LEDs
Ballast/Driver: ELECTRONIC DRIVER

Summary

Lumens per Lamp: N/A
Luminaire Lumens: 4622.1 lumens
Efficiency: N/A
Efficacy: 84.7 lumens/watt
Luminous Opening: Rectangular (W 0.5' x L: 0.5' x H: 0')
IES Classification: Type IV - Short - Non-Cutoff
BUG Rating: B1 - U1 - G2

Input Watts (W): 54.6
Input Voltage (V): 120
Input Current (Ain): NR
Voltage Rise (V): NR
Power Factor: NR
Total Harmonic Distortion (THDi): NR
Frequency (hertz): 60
Stabilization Time: NR
Operation Time: NR
Ambient Temperature (°C): NR
Test Distance: 25 FT

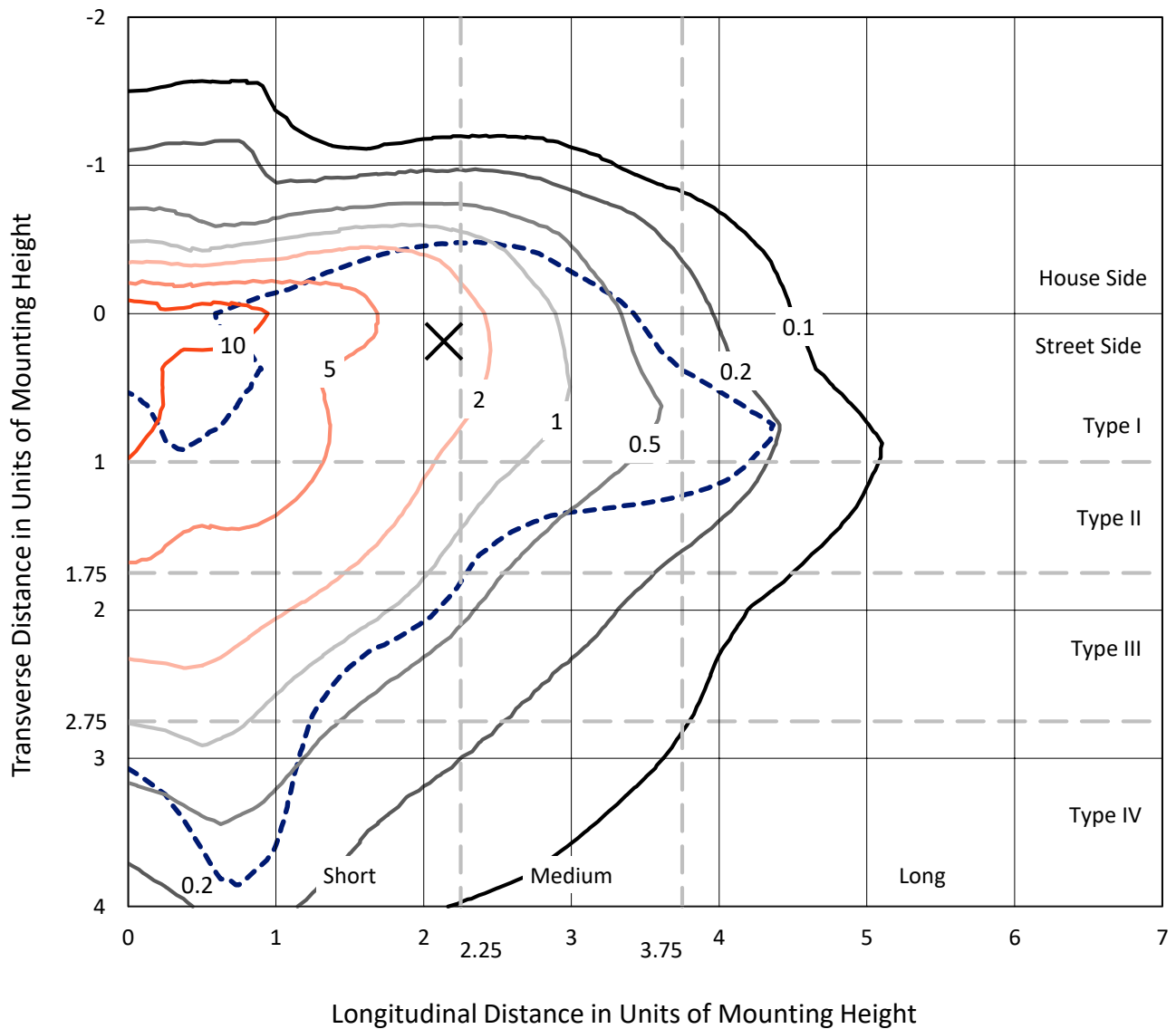


REPORT NUMBER: P227204

CATALOG NUMBER: ISW-AF-1000-LED-E1-SLL-7030

Iso-Footcandle Lines of Horizontal Illumination

✕ Max cd
 - - - 1/2 Max cd

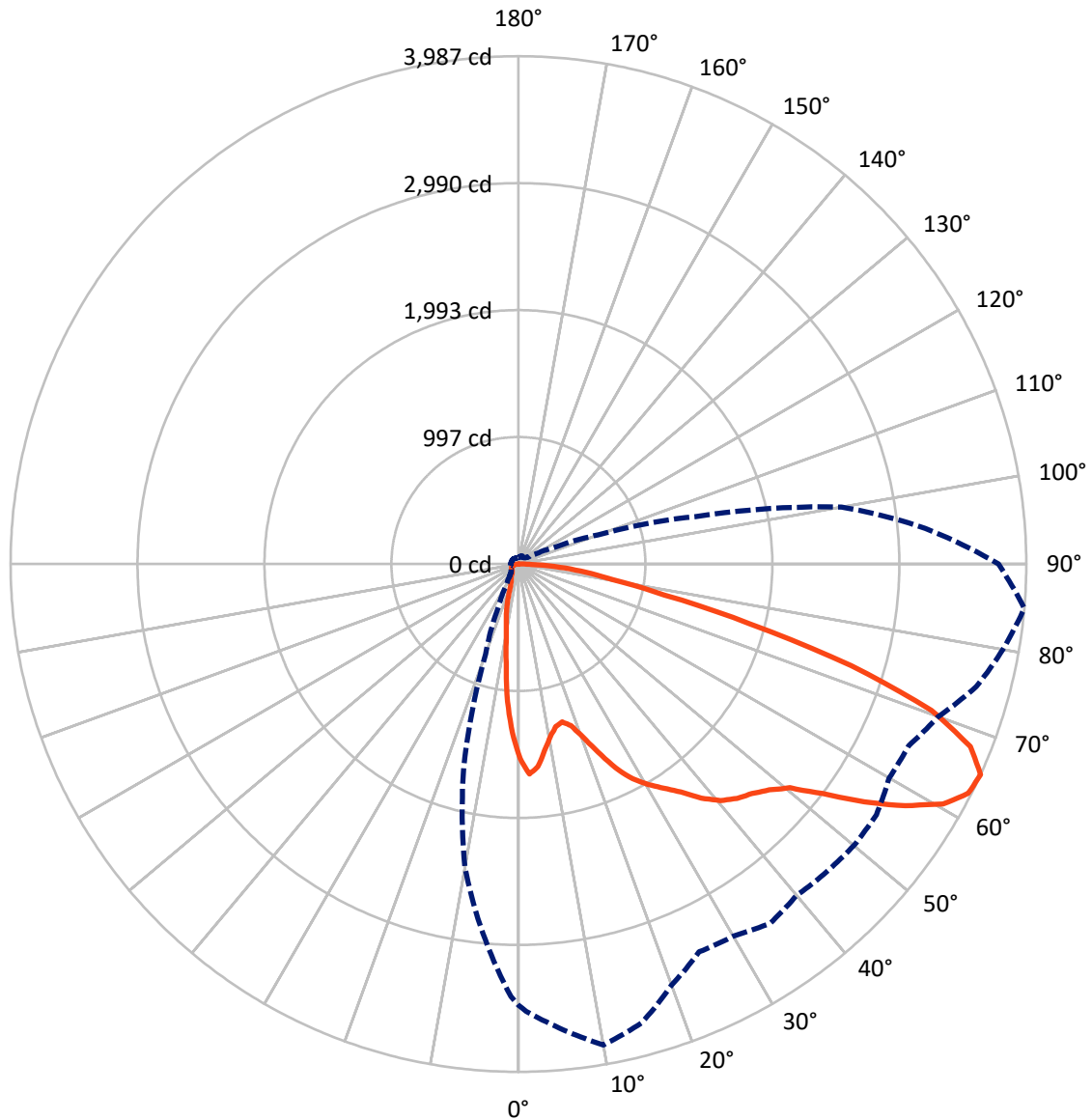


Based on 10 foot mounting height. Maximum calculated value = 16.7 fc
 Type IV - Short - Non-Cutoff

REPORT NUMBER: P227204

CATALOG NUMBER: ISW-AF-1000-LED-E1-SLL-7030

Luminous Intensity Polar Plot



— Vertical Plane Through 85-Deg Lateral - - - Horizontal Cone Through 65-Deg Vertical

REPORT NUMBER: P227204

CATALOG NUMBER: ISW-AF-1000-LED-E1-SLL-7030

FLUX DISTRIBUTION:

		Downward	Upward	Total
House Side	Lumens	792.8	0.0	792.9
	% Fixture	17.2	0.0	17.2
Street Side	Lumens	3829.1	0.2	3829.3
	% Fixture	82.8	0.0	82.8
Total	Lumens	4621.9	0.2	4622.1
	% Fixture	100.0	0.0	100.0

Coefficient of Utilization

ZONAL LUMENS:

Zone	Lumens	% Fixture
0°-10°	113.1	2.4
10°-20°	217.7	4.7
20°-30°	310.4	6.7
30°-40°	450.3	9.7
40°-50°	644.1	13.9
50°-60°	989.0	21.4
60°-70°	1144.7	24.8
70°-80°	584.0	12.6
80°-90°	168.5	3.6
90°-100°	0.2	0.0
100°-110°	0.0	0.0
110°-120°	0.0	0.0
120°-130°	0.0	0.0
130°-140°	0.0	0.0
140°-150°	0.0	0.0
150°-160°	0.0	0.0
160°-170°	0.0	0.0
170°-180°	0.0	0.0
0°-90°	4621.9	100.0
0°-180°	4622.1	100.0



REPORT NUMBER: P227204

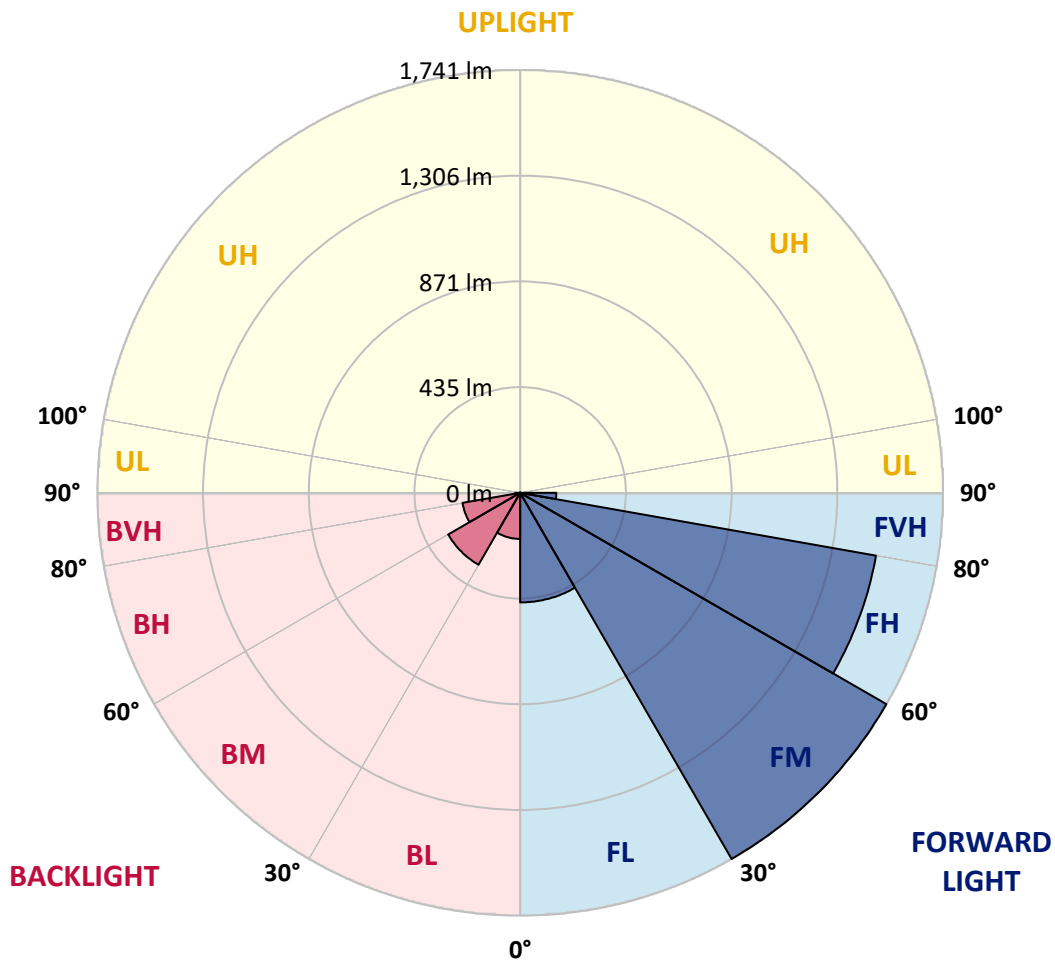
CATALOG NUMBER: ISW-AF-1000-LED-E1-SLL-7030

LUMINAIRE CLASSIFICATION SYSTEM LUMEN TABLE AND BUG RATING:

Zone		Lumens	% Fixture	Zone Rating/Lumen Limit		
				B	U	G
FL	(0°-30°)	451.4	9.8			
FM	(30°-60°)	1741.1	37.7			
FH	(60°-80°)	1487.6	32.2			G1/1800
FVH	(80°-90°)	149.0	3.2			G2/225
BL	(0°-30°)	189.8	4.1	B1/500		
BM	(30°-60°)	342.3	7.4	B1/1000		
BH	(60°-80°)	241.1	5.2	B1/500		G1/500
BVH	(80°-90°)	19.6	0.4			G1/100
UL	(90°-100°)	0.2	0.0		U1/10	
UH	(100°-180°)	0.0	0.0		U1/10	

BUG Rating: B1-U1-G2

Type IV Short





REPORT NUMBER: P227204

CATALOG NUMBER: ISW-AF-1000-LED-E1-SLL-7030

CANDELA DISTRIBUTION (FULL):

	0°	1°	5°	10°	15°	20°	25°	30°	35°	40°	45°
0°	1527.0	1527.0	1527.0	1527.0	1527.0	1527.0	1527.0	1527.0	1527.0	1527.0	1527.0
2.5°	1580.6	1582.2	1604.0	1625.0	1651.4	1647.5	1669.3	1685.6	1700.4	1702.8	1713.6
5°	1484.2	1499.7	1548.7	1590.7	1643.6	1684.9	1729.2	1764.2	1789.9	1814.0	1817.1
7.5°	1348.8	1360.5	1417.3	1483.4	1559.6	1614.1	1681.0	1739.3	1780.5	1819.4	1828.0
10°	1232.9	1243.8	1306.8	1392.4	1459.3	1530.1	1599.3	1646.8	1700.4	1733.9	1750.2
12.5°	1176.9	1190.1	1250.0	1327.8	1396.3	1464.7	1516.8	1558.1	1588.4	1594.6	1599.3
15°	1198.7	1205.7	1271.8	1341.0	1395.5	1429.7	1443.7	1468.6	1466.3	1478.7	1481.1
17.5°	1286.6	1283.5	1353.5	1401.7	1428.2	1424.3	1402.5	1389.3	1365.9	1358.9	1379.2
20°	1437.5	1448.4	1493.5	1523.1	1495.8	1432.8	1372.9	1331.7	1299.0	1288.2	1285.8
22.5°	1614.1	1628.1	1677.1	1661.5	1592.3	1477.2	1368.3	1302.2	1261.7	1250.0	1245.4
25°	1799.2	1808.5	1833.4	1780.5	1683.3	1534.0	1400.9	1308.4	1254.7	1237.6	1235.3
27.5°	1948.6	1957.9	1946.2	1885.6	1744.8	1597.7	1446.1	1336.4	1266.4	1249.3	1241.5
30°	2070.7	2075.4	2036.5	1961.0	1821.0	1668.5	1505.2	1385.4	1303.7	1264.8	1259.4
32.5°	2207.6	2204.5	2129.0	2024.8	1885.6	1732.3	1572.9	1440.6	1339.5	1292.0	1283.5
35°	2357.7	2330.5	2197.5	2087.8	1929.9	1781.3	1634.3	1499.0	1397.1	1334.0	1323.2
37.5°	2491.5	2463.5	2285.4	2137.6	1974.2	1819.4	1682.5	1574.4	1485.0	1427.4	1422.7
40°	2595.8	2561.5	2352.3	2171.0	1996.0	1847.4	1739.3	1669.3	1610.2	1563.5	1563.5
42.5°	2679.8	2642.4	2417.6	2209.9	2015.5	1890.2	1834.2	1810.1	1797.7	1772.0	1781.3
45°	2760.7	2722.5	2471.3	2234.8	2059.0	1973.5	1981.2	2002.2	2039.6	2024.8	2038.0
47.5°	2837.7	2800.3	2532.0	2274.5	2143.0	2122.8	2163.3	2247.3	2320.4	2378.0	2418.4
50°	2966.8	2922.5	2640.9	2391.2	2275.3	2285.4	2402.1	2567.0	2686.0	2738.9	2735.8
52.5°	3211.8	3148.8	2875.0	2609.0	2464.3	2520.3	2658.0	2865.7	3021.2	3062.5	3078.8
55°	3511.3	3461.5	3213.4	2897.6	2792.6	2812.0	2983.1	3218.1	3337.8	3380.6	3394.6
57.5°	3687.1	3673.9	3518.3	3206.4	3104.5	3096.7	3320.0	3512.1	3615.5	3656.0	3643.5
59°	3728.3	3732.2	3643.5	3425.0	3284.9	3267.8	3495.0	3673.1	3759.4	3771.9	3765.7
60°	3724.4	3746.2	3735.3	3544.8	3399.3	3377.5	3568.9	3738.4	3810.8	3830.2	3808.5
62.5°	3644.3	3681.7	3785.1	3764.9	3658.3	3547.1	3637.3	3760.2	3806.9	3788.2	3771.9
65°	3462.3	3511.3	3655.2	3834.1	3731.4	3516.8	3358.8	3372.8	3443.6	3397.0	3419.5
67.5°	3148.0	3204.0	3280.3	3686.3	3537.0	3176.8	2905.3	2772.3	2738.9	2784.0	2855.6
70°	2560.8	2597.3	2790.2	3364.3	3106.0	2611.3	2270.6	2093.2	2034.1	2138.4	2211.5
72.5°	1806.2	1860.7	2115.0	2784.0	2555.3	2091.7	1718.3	1555.0	1495.8	1500.5	1564.3
75°	1099.1	1173.0	1478.0	2201.4	2013.9	1602.4	1309.2	1191.7	1173.8	1163.7	1152.8
77.5°	725.0	753.0	971.6	1519.2	1358.2	1139.6	982.5	1030.7	1084.4	1096.0	1110.0
80°	491.6	500.2	630.1	1065.7	894.6	841.7	794.2	907.8	1009.7	1028.3	1018.2
82.5°	302.6	328.3	439.5	718.8	713.3	688.4	627.7	716.4	784.1	795.8	816.8
85°	105.0	109.7	269.9	634.7	725.0	732.8	517.3	408.4	458.9	450.4	323.6
87.5°	45.1	50.6	84.0	424.7	490.8	406.0	236.5	210.0	161.8	91.0	87.9
90°	3.1	3.1	2.3	3.9	11.7	7.8	7.0	2.3	0.0	0.0	0.0
92.5°	0.0	0.0	0.0	0.0	0.0	0.0	0.0	0.0	0.0	0.0	0.0
95°	0.0	0.0	0.0	0.0	0.0	0.0	0.0	0.0	0.0	0.0	0.0
97.5°	0.0	0.0	0.0	0.0	0.0	0.0	0.0	0.0	0.0	0.0	0.0
100°	0.0	0.0	0.0	0.0	0.0	0.0	0.0	0.0	0.0	0.0	0.0
102.5°	0.0	0.0	0.0	0.0	0.0	0.0	0.0	0.0	0.0	0.0	0.0
105°	0.0	0.0	0.0	0.0	0.0	0.0	0.0	0.0	0.0	0.0	0.0
107.5°	0.0	0.0	0.0	0.0	0.0	0.0	0.0	0.0	0.0	0.0	0.0



REPORT NUMBER: P227204

CATALOG NUMBER: ISW-AF-1000-LED-E1-SLL-7030

CANDELA DISTRIBUTION (continued):

	0°	1°	5°	10°	15°	20°	25°	30°	35°	40°	45°
110°	0.0	0.0	0.0	0.0	0.0	0.0	0.0	0.0	0.0	0.0	0.0
112.5°	0.0	0.0	0.0	0.0	0.0	0.0	0.0	0.0	0.0	0.0	0.0
115°	0.0	0.0	0.0	0.0	0.0	0.0	0.0	0.0	0.0	0.0	0.0
117.5°	0.0	0.0	0.0	0.0	0.0	0.0	0.0	0.0	0.0	0.0	0.0
120°	0.0	0.0	0.0	0.0	0.0	0.0	0.0	0.0	0.0	0.0	0.0
122.5°	0.0	0.0	0.0	0.0	0.0	0.0	0.0	0.0	0.0	0.0	0.0
125°	0.0	0.0	0.0	0.0	0.0	0.0	0.0	0.0	0.0	0.0	0.0
127.5°	0.0	0.0	0.0	0.0	0.0	0.0	0.0	0.0	0.0	0.0	0.0
130°	0.0	0.0	0.0	0.0	0.0	0.0	0.0	0.0	0.0	0.0	0.0
132.5°	0.0	0.0	0.0	0.0	0.0	0.0	0.0	0.0	0.0	0.0	0.0
135°	0.0	0.0	0.0	0.0	0.0	0.0	0.0	0.0	0.0	0.0	0.0
137.5°	0.0	0.0	0.0	0.0	0.0	0.0	0.0	0.0	0.0	0.0	0.0
140°	0.0	0.0	0.0	0.0	0.0	0.0	0.0	0.0	0.0	0.0	0.0
142.5°	0.0	0.0	0.0	0.0	0.0	0.0	0.0	0.0	0.0	0.0	0.0
145°	0.0	0.0	0.0	0.0	0.0	0.0	0.0	0.0	0.0	0.0	0.0
147.5°	0.0	0.0	0.0	0.0	0.0	0.0	0.0	0.0	0.0	0.0	0.0
150°	0.0	0.0	0.0	0.0	0.0	0.0	0.0	0.0	0.0	0.0	0.0
152.5°	0.0	0.0	0.0	0.0	0.0	0.0	0.0	0.0	0.0	0.0	0.0
155°	0.0	0.0	0.0	0.0	0.0	0.0	0.0	0.0	0.0	0.0	0.0
157.5°	0.0	0.0	0.0	0.0	0.0	0.0	0.0	0.0	0.0	0.0	0.0
160°	0.0	0.0	0.0	0.0	0.0	0.0	0.0	0.0	0.0	0.0	0.0
162.5°	0.0	0.0	0.0	0.0	0.0	0.0	0.0	0.0	0.0	0.0	0.0
165°	0.0	0.0	0.0	0.0	0.0	0.0	0.0	0.0	0.0	0.0	0.0
167.5°	0.0	0.0	0.0	0.0	0.0	0.0	0.0	0.0	0.0	0.0	0.0
170°	0.0	0.0	0.0	0.0	0.0	0.0	0.0	0.0	0.0	0.0	0.0
172.5°	0.0	0.0	0.0	0.0	0.0	0.0	0.0	0.0	0.0	0.0	0.0
175°	0.0	0.0	0.0	0.0	0.0	0.0	0.0	0.0	0.0	0.0	0.0
177.5°	0.0	0.0	0.0	0.0	0.0	0.0	0.0	0.0	0.0	0.0	0.0
180°	0.0	0.0	0.0	0.0	0.0	0.0	0.0	0.0	0.0	0.0	0.0



REPORT NUMBER: P227204

CATALOG NUMBER: ISW-AF-1000-LED-E1-SLL-7030

CANDELA DISTRIBUTION (continued):

	50°	55°	60°	65°	70°	75°	80°	85°	90°	95°	100°
0°	1527.0	1527.0	1527.0	1527.0	1527.0	1527.0	1527.0	1527.0	1527.0	1527.0	1527.0
2.5°	1711.3	1701.2	1707.4	1698.9	1684.9	1675.5	1664.6	1650.6	1634.3	1612.5	1590.7
5°	1810.1	1802.3	1782.9	1754.9	1716.0	1683.3	1644.4	1598.5	1560.4	1511.4	1465.5
7.5°	1818.7	1806.2	1770.4	1718.3	1658.4	1597.7	1551.9	1477.2	1428.9	1351.2	1299.0
10°	1740.9	1741.7	1705.9	1656.9	1594.6	1523.1	1457.0	1375.3	1304.5	1225.1	1138.0
12.5°	1626.5	1637.4	1639.0	1595.4	1534.7	1459.3	1385.4	1307.6	1219.7	1134.9	1054.8
15°	1496.6	1527.7	1530.1	1519.2	1487.3	1423.5	1355.8	1285.8	1196.4	1103.8	1013.6
17.5°	1380.7	1410.3	1437.5	1462.4	1464.0	1433.6	1392.4	1332.5	1243.0	1134.1	1028.3
20°	1292.8	1324.7	1371.4	1417.3	1467.8	1483.4	1486.5	1448.4	1352.7	1219.7	1076.6
22.5°	1256.3	1293.6	1341.0	1427.4	1516.8	1572.1	1603.2	1603.2	1502.8	1347.3	1155.9
25°	1248.5	1278.8	1351.2	1458.5	1578.3	1674.8	1733.9	1773.5	1701.2	1511.4	1253.9
27.5°	1253.9	1295.2	1384.6	1494.3	1619.5	1743.2	1840.4	1909.7	1842.0	1623.4	1344.9
30°	1275.7	1337.2	1429.7	1543.3	1672.4	1803.1	1920.6	2008.5	1958.7	1725.3	1431.3
32.5°	1313.8	1388.5	1493.5	1596.2	1724.5	1866.1	1982.0	2097.9	2061.4	1796.1	1477.2
35°	1370.6	1458.5	1554.2	1657.6	1780.5	1922.1	2045.8	2197.5	2184.3	1884.8	1523.1
37.5°	1462.4	1552.6	1640.5	1729.2	1845.9	1983.6	2137.6	2331.3	2320.4	2016.2	1597.0
40°	1624.2	1677.1	1742.4	1799.2	1908.9	2040.4	2205.3	2441.7	2480.6	2129.0	1662.3
42.5°	1824.9	1856.0	1874.7	1890.2	1946.2	2069.9	2254.3	2515.6	2579.4	2213.0	1712.9
45°	2080.8	2071.5	2034.1	1998.3	1992.1	2087.0	2276.8	2570.1	2657.2	2294.7	1764.2
47.5°	2383.4	2363.2	2261.3	2143.8	2078.5	2118.1	2316.5	2650.2	2752.9	2402.1	1828.0
50°	2732.7	2685.2	2518.7	2320.4	2199.8	2206.0	2416.8	2761.4	2878.9	2542.1	1947.0
52.5°	3056.3	2971.5	2773.1	2511.0	2338.3	2359.3	2597.3	2991.7	3137.2	2773.9	2146.9
55°	3341.7	3232.8	3018.9	2731.9	2575.5	2612.1	2885.9	3296.6	3434.3	3050.0	2349.2
57.5°	3584.4	3468.5	3257.7	3004.9	2810.4	2840.8	3143.4	3579.8	3672.3	3298.2	2542.9
59°	3694.9	3580.5	3386.1	3152.7	2970.7	3034.5	3325.4	3720.6	3760.2	3393.8	2616.8
60°	3748.6	3634.2	3463.1	3235.2	3068.7	3152.7	3421.9	3827.1	3792.9	3407.9	2644.8
62.5°	3744.7	3664.5	3551.8	3396.2	3365.8	3505.9	3735.3	3964.0	3815.5	3367.4	2662.7
65°	3437.4	3430.4	3360.4	3378.3	3505.1	3721.3	3862.1	3986.6	3768.8	3206.4	2576.3
67.5°	2867.2	2896.0	2905.3	3015.0	3311.4	3678.6	3802.2	3826.3	3565.8	2861.8	2307.9
70°	2213.8	2150.0	2255.0	2448.7	2875.8	3348.7	3524.5	3440.5	3150.4	2396.6	1884.8
72.5°	1567.4	1586.1	1737.0	1988.2	2423.1	2913.1	3188.5	2730.3	2370.2	1793.8	1336.4
75°	1179.3	1267.2	1340.3	1560.4	1968.0	2495.4	2722.5	1877.0	1544.1	1236.8	874.3
77.5°	1130.2	1123.2	1067.2	1113.9	1418.8	1747.9	1942.3	1171.5	966.9	809.0	528.2
80°	1044.7	984.8	882.9	837.8	893.8	1122.5	1232.9	753.0	643.3	565.5	297.9
82.5°	810.5	770.1	662.7	659.6	745.2	797.3	847.9	533.6	483.8	458.2	182.8
85°	514.2	528.2	541.4	660.4	826.9	836.2	659.6	325.1	255.1	359.4	116.7
87.5°	152.5	248.1	301.0	511.1	745.2	747.5	496.3	106.6	95.7	112.0	67.7
90°	0.0	0.0	0.0	0.0	0.0	0.0	0.8	0.0	0.0	0.0	0.0
92.5°	0.0	0.0	0.0	0.0	0.0	0.0	0.0	0.0	0.0	0.0	0.0
95°	0.0	0.0	0.0	0.0	0.0	0.0	0.0	0.0	0.0	0.0	0.0
97.5°	0.0	0.0	0.0	0.0	0.0	0.0	0.0	0.0	0.0	0.0	0.0
100°	0.0	0.0	0.0	0.0	0.0	0.0	0.0	0.0	0.0	0.0	0.0
102.5°	0.0	0.0	0.0	0.0	0.0	0.0	0.0	0.0	0.0	0.0	0.0
105°	0.0	0.0	0.0	0.0	0.0	0.0	0.0	0.0	0.0	0.0	0.0
107.5°	0.0	0.0	0.0	0.0	0.0	0.0	0.0	0.0	0.0	0.0	0.0



REPORT NUMBER: P227204

CATALOG NUMBER: ISW-AF-1000-LED-E1-SLL-7030

CANDELA DISTRIBUTION (continued):

	50°	55°	60°	65°	70°	75°	80°	85°	90°	95°	100°
110°	0.0	0.0	0.0	0.0	0.0	0.0	0.0	0.0	0.0	0.0	0.0
112.5°	0.0	0.0	0.0	0.0	0.0	0.0	0.0	0.0	0.0	0.0	0.0
115°	0.0	0.0	0.0	0.0	0.0	0.0	0.0	0.0	0.0	0.0	0.0
117.5°	0.0	0.0	0.0	0.0	0.0	0.0	0.0	0.0	0.0	0.0	0.0
120°	0.0	0.0	0.0	0.0	0.0	0.0	0.0	0.0	0.0	0.0	0.0
122.5°	0.0	0.0	0.0	0.0	0.0	0.0	0.0	0.0	0.0	0.0	0.0
125°	0.0	0.0	0.0	0.0	0.0	0.0	0.0	0.0	0.0	0.0	0.0
127.5°	0.0	0.0	0.0	0.0	0.0	0.0	0.0	0.0	0.0	0.0	0.0
130°	0.0	0.0	0.0	0.0	0.0	0.0	0.0	0.0	0.0	0.0	0.0
132.5°	0.0	0.0	0.0	0.0	0.0	0.0	0.0	0.0	0.0	0.0	0.0
135°	0.0	0.0	0.0	0.0	0.0	0.0	0.0	0.0	0.0	0.0	0.0
137.5°	0.0	0.0	0.0	0.0	0.0	0.0	0.0	0.0	0.0	0.0	0.0
140°	0.0	0.0	0.0	0.0	0.0	0.0	0.0	0.0	0.0	0.0	0.0
142.5°	0.0	0.0	0.0	0.0	0.0	0.0	0.0	0.0	0.0	0.0	0.0
145°	0.0	0.0	0.0	0.0	0.0	0.0	0.0	0.0	0.0	0.0	0.0
147.5°	0.0	0.0	0.0	0.0	0.0	0.0	0.0	0.0	0.0	0.0	0.0
150°	0.0	0.0	0.0	0.0	0.0	0.0	0.0	0.0	0.0	0.0	0.0
152.5°	0.0	0.0	0.0	0.0	0.0	0.0	0.0	0.0	0.0	0.0	0.0
155°	0.0	0.0	0.0	0.0	0.0	0.0	0.0	0.0	0.0	0.0	0.0
157.5°	0.0	0.0	0.0	0.0	0.0	0.0	0.0	0.0	0.0	0.0	0.0
160°	0.0	0.0	0.0	0.0	0.0	0.0	0.0	0.0	0.0	0.0	0.0
162.5°	0.0	0.0	0.0	0.0	0.0	0.0	0.0	0.0	0.0	0.0	0.0
165°	0.0	0.0	0.0	0.0	0.0	0.0	0.0	0.0	0.0	0.0	0.0
167.5°	0.0	0.0	0.0	0.0	0.0	0.0	0.0	0.0	0.0	0.0	0.0
170°	0.0	0.0	0.0	0.0	0.0	0.0	0.0	0.0	0.0	0.0	0.0
172.5°	0.0	0.0	0.0	0.0	0.0	0.0	0.0	0.0	0.0	0.0	0.0
175°	0.0	0.0	0.0	0.0	0.0	0.0	0.0	0.0	0.0	0.0	0.0
177.5°	0.0	0.0	0.0	0.0	0.0	0.0	0.0	0.0	0.0	0.0	0.0
180°	0.0	0.0	0.0	0.0	0.0	0.0	0.0	0.0	0.0	0.0	0.0



REPORT NUMBER: P227204

CATALOG NUMBER: ISW-AF-1000-LED-E1-SLL-7030

CANDELA DISTRIBUTION (continued):

	105°	110°	115°	120°	125°	130°	135°	140°	145°	150°	155°
0°	1527.0	1527.0	1527.0	1527.0	1527.0	1527.0	1527.0	1527.0	1527.0	1527.0	1527.0
2.5°	1568.2	1565.1	1543.3	1506.7	1509.8	1492.7	1471.0	1435.9	1428.9	1409.5	1406.4
5°	1426.6	1390.1	1342.6	1285.0	1263.3	1233.7	1203.4	1181.6	1154.4	1129.5	1162.9
7.5°	1237.6	1183.9	1128.7	1068.0	1033.0	984.8	959.1	909.3	872.8	865.8	837.0
10°	1079.7	1012.0	949.0	894.6	829.2	784.1	751.4	724.2	699.3	669.0	650.3
12.5°	974.7	898.4	831.5	763.9	732.8	695.4	675.2	649.5	613.7	588.1	563.2
15°	927.2	844.8	771.6	712.5	667.4	632.4	596.6	565.5	526.6	497.8	469.1
17.5°	921.0	813.7	721.1	655.0	606.0	567.8	520.4	479.2	431.7	399.8	375.7
20°	928.0	790.3	674.4	588.1	538.3	471.4	427.1	376.5	329.8	287.8	249.7
22.5°	956.0	777.9	628.5	533.6	459.7	383.5	336.0	271.5	231.8	191.4	176.6
25°	994.1	770.1	588.8	473.7	380.4	304.9	240.4	186.7	168.8	158.7	153.2
27.5°	1034.6	756.1	544.5	418.5	316.6	224.8	179.7	157.1	150.1	144.7	140.8
30°	1064.9	728.9	490.1	359.4	252.0	192.1	160.2	145.5	140.8	134.6	130.7
32.5°	1078.1	686.9	441.1	303.4	212.4	164.9	140.0	131.5	126.8	121.3	119.0
35°	1075.8	639.4	416.2	281.6	194.5	146.2	122.9	117.5	111.2	105.8	100.3
37.5°	1078.1	595.8	396.7	276.1	186.7	132.2	112.0	108.1	103.5	98.0	93.3
40°	1087.5	571.7	387.4	264.5	180.5	126.8	103.5	99.6	98.8	92.6	88.7
42.5°	1091.4	574.1	382.7	248.1	164.9	125.2	103.5	94.9	94.9	90.2	85.6
45°	1086.7	591.2	385.8	238.8	153.2	117.5	108.9	94.9	92.6	88.7	84.0
47.5°	1100.7	603.6	385.8	237.3	145.5	109.7	103.5	104.2	94.1	89.5	82.5
50°	1158.2	615.3	378.0	234.9	143.1	101.9	98.0	102.7	105.8	91.0	83.2
52.5°	1260.2	630.1	369.5	231.0	140.0	95.7	91.0	96.5	108.1	95.7	83.2
55°	1364.4	656.5	364.0	224.8	135.3	91.8	82.5	92.6	98.8	94.9	82.5
57.5°	1475.6	685.3	358.6	210.0	124.5	87.9	79.3	80.9	88.7	91.8	80.1
59°	1509.1	699.3	353.9	199.1	115.1	84.8	77.0	74.7	79.3	87.9	78.6
60°	1533.2	700.1	348.5	189.8	109.7	83.2	75.5	72.3	73.9	90.2	79.3
62.5°	1535.5	699.3	331.4	170.4	98.8	80.1	73.1	69.2	67.7	75.5	80.9
65°	1439.1	666.6	300.3	160.2	99.6	77.0	69.2	66.1	63.0	64.6	70.0
67.5°	1258.6	582.6	267.6	162.6	105.0	74.7	66.1	63.0	60.7	59.1	61.5
70°	952.1	483.8	258.3	168.0	109.7	73.1	61.5	58.3	56.8	56.0	56.0
72.5°	659.6	398.3	248.1	171.9	113.6	72.3	56.8	53.7	52.9	52.1	52.1
75°	424.7	289.4	205.4	146.2	103.5	66.1	51.3	48.2	47.5	46.7	47.5
77.5°	251.3	202.2	150.9	102.7	75.5	52.9	44.3	42.0	42.0	42.0	42.8
80°	139.2	119.8	100.3	66.1	53.7	39.7	36.6	34.2	34.2	35.0	36.6
82.5°	83.2	66.1	56.8	42.0	36.6	28.0	27.2	25.7	26.4	27.2	28.8
85°	54.5	42.0	34.2	28.0	24.9	17.9	15.6	16.3	17.1	18.7	19.4
87.5°	30.3	23.3	18.7	16.3	14.8	7.8	6.2	6.2	7.8	9.3	10.9
90°	0.0	0.0	0.0	0.0	0.0	0.0	0.0	0.0	0.0	0.0	0.0
92.5°	0.0	0.0	0.0	0.0	0.0	0.0	0.0	0.0	0.0	0.0	0.0
95°	0.0	0.0	0.0	0.0	0.0	0.0	0.0	0.0	0.0	0.0	0.0
97.5°	0.0	0.0	0.0	0.0	0.0	0.0	0.0	0.0	0.0	0.0	0.0
100°	0.0	0.0	0.0	0.0	0.0	0.0	0.0	0.0	0.0	0.0	0.0
102.5°	0.0	0.0	0.0	0.0	0.0	0.0	0.0	0.0	0.0	0.0	0.0
105°	0.0	0.0	0.0	0.0	0.0	0.0	0.0	0.0	0.0	0.0	0.0
107.5°	0.0	0.0	0.0	0.0	0.0	0.0	0.0	0.0	0.0	0.0	0.0



REPORT NUMBER: P227204
 CATALOG NUMBER: ISW-AF-1000-LED-E1-SLL-7030

REPORT N
 CATALOG

CANDELA DISTRIBUTION (continued):

CANDELA

	105°	110°	115°	120°	125°	130°	135°	140°	145°	150°	155°	
110°	0.0	0.0	0.0	0.0	0.0	0.0	0.0	0.0	0.0	0.0	0.0	0°
112.5°	0.0	0.0	0.0	0.0	0.0	0.0	0.0	0.0	0.0	0.0	0.0	2.5°
115°	0.0	0.0	0.0	0.0	0.0	0.0	0.0	0.0	0.0	0.0	0.0	5°
117.5°	0.0	0.0	0.0	0.0	0.0	0.0	0.0	0.0	0.0	0.0	0.0	7.5°
120°	0.0	0.0	0.0	0.0	0.0	0.0	0.0	0.0	0.0	0.0	0.0	10°
122.5°	0.0	0.0	0.0	0.0	0.0	0.0	0.0	0.0	0.0	0.0	0.0	12.5°
125°	0.0	0.0	0.0	0.0	0.0	0.0	0.0	0.0	0.0	0.0	0.0	15°
127.5°	0.0	0.0	0.0	0.0	0.0	0.0	0.0	0.0	0.0	0.0	0.0	17.5°
130°	0.0	0.0	0.0	0.0	0.0	0.0	0.0	0.0	0.0	0.0	0.0	20°
132.5°	0.0	0.0	0.0	0.0	0.0	0.0	0.0	0.0	0.0	0.0	0.0	22.5°
135°	0.0	0.0	0.0	0.0	0.0	0.0	0.0	0.0	0.0	0.0	0.0	25°
137.5°	0.0	0.0	0.0	0.0	0.0	0.0	0.0	0.0	0.0	0.0	0.0	27.5°
140°	0.0	0.0	0.0	0.0	0.0	0.0	0.0	0.0	0.0	0.0	0.0	30°
142.5°	0.0	0.0	0.0	0.0	0.0	0.0	0.0	0.0	0.0	0.0	0.0	32.5°
145°	0.0	0.0	0.0	0.0	0.0	0.0	0.0	0.0	0.0	0.0	0.0	35°
147.5°	0.0	0.0	0.0	0.0	0.0	0.0	0.0	0.0	0.0	0.0	0.0	37.5°
150°	0.0	0.0	0.0	0.0	0.0	0.0	0.0	0.0	0.0	0.0	0.0	40°
152.5°	0.0	0.0	0.0	0.0	0.0	0.0	0.0	0.0	0.0	0.0	0.0	42.5°
155°	0.0	0.0	0.0	0.0	0.0	0.0	0.0	0.0	0.0	0.0	0.0	45°
157.5°	0.0	0.0	0.0	0.0	0.0	0.0	0.0	0.0	0.0	0.0	0.0	47.5°
160°	0.0	0.0	0.0	0.0	0.0	0.0	0.0	0.0	0.0	0.0	0.0	50°
162.5°	0.0	0.0	0.0	0.0	0.0	0.0	0.0	0.0	0.0	0.0	0.0	52.5°
165°	0.0	0.0	0.0	0.0	0.0	0.0	0.0	0.0	0.0	0.0	0.0	55°
167.5°	0.0	0.0	0.0	0.0	0.0	0.0	0.0	0.0	0.0	0.0	0.0	57.5°
170°	0.0	0.0	0.0	0.0	0.0	0.0	0.0	0.0	0.0	0.0	0.0	59°
172.5°	0.0	0.0	0.0	0.0	0.0	0.0	0.0	0.0	0.0	0.0	0.0	60°
175°	0.0	0.0	0.0	0.0	0.0	0.0	0.0	0.0	0.0	0.0	0.0	62.5°
177.5°	0.0	0.0	0.0	0.0	0.0	0.0	0.0	0.0	0.0	0.0	0.0	65°
180°	0.0	0.0	0.0	0.0	0.0	0.0	0.0	0.0	0.0	0.0	0.0	67.5°
												70°
												72.5°
												75°
												77.5°
												80°
												82.5°
												85°
												87.5°
												90°
												92.5°
												95°
												97.5°
												100°
												102.5°
												105°
												107.5°



NUMBER: P227204
 NUMBER: ISW-AF-1000-LED-E1-SLL-7030

REPORT NUMBER: P
 CATALOG NUMBER:

DISTRIBUTION (continued):

CANDELA DISTRIBUTION

160°	165°	170°	175°	180°	185°	190°	195°	200°	205°	210°	110°	160°
1527.0	1527.0	1527.0	1527.0	1527.0	1527.0	1527.0	1527.0	1527.0	1527.0	1527.0	110°	0.0
1417.3	1394.7	1370.6	1352.7	1360.5	1334.8	1337.2	1330.2	1327.0	1325.5	1309.2	112.5°	0.0
1122.5	1131.0	1095.2	1099.1	1110.0	1083.6	1065.7	1095.2	1091.4	1064.9	1079.7	115°	0.0
809.0	811.3	795.0	758.4	758.4	777.9	784.9	798.9	808.2	840.9	820.7	117.5°	0.0
618.4	596.6	580.3	564.0	554.6	535.2	539.8	557.0	567.8	586.5	601.3	120°	0.0
537.5	513.4	484.6	459.7	446.5	428.6	416.9	413.0	416.9	405.3	406.0	122.5°	0.0
446.5	424.7	392.8	379.6	354.7	340.7	332.9	322.8	315.0	298.7	291.7	125°	0.0
346.2	317.4	284.7	284.7	266.8	255.1	252.0	249.7	245.0	236.5	227.9	127.5°	0.0
230.2	211.6	192.9	183.6	185.1	183.6	178.9	186.7	186.7	189.8	188.2	130°	0.0
168.0	164.9	157.9	152.5	149.4	148.6	149.4	151.7	156.4	160.2	164.1	132.5°	0.0
150.9	149.4	143.1	137.7	136.9	135.3	135.3	137.7	138.5	139.2	138.5	135°	0.0
140.0	136.9	131.5	127.6	126.0	125.2	126.0	123.7	122.1	122.9	122.1	137.5°	0.0
126.8	124.5	119.0	115.9	115.1	115.1	112.8	112.0	110.5	111.2	110.5	140°	0.0
116.7	113.6	108.1	104.2	104.2	103.5	104.2	103.5	102.7	101.9	101.9	142.5°	0.0
98.0	97.2	91.8	90.2	91.0	93.3	93.3	93.3	94.1	93.3	93.3	145°	0.0
91.0	90.2	84.8	80.9	80.1	80.1	80.1	81.7	84.0	84.8	86.3	147.5°	0.0
86.3	85.6	80.1	77.0	75.5	74.7	73.9	73.9	74.7	77.8	80.1	150°	0.0
83.2	81.7	76.2	72.3	71.6	70.8	70.0	70.0	70.0	70.8	73.1	152.5°	0.0
81.7	79.3	73.1	69.2	67.7	66.9	66.9	67.7	66.9	66.9	66.9	155°	0.0
79.3	77.8	71.6	66.9	65.3	65.3	64.6	64.6	64.6	63.0	63.0	157.5°	0.0
78.6	76.2	70.0	65.3	63.8	63.0	62.2	63.0	61.5	60.7	59.9	160°	0.0
77.0	73.9	66.9	63.0	62.2	60.7	59.9	59.9	59.9	58.3	58.3	162.5°	0.0
76.2	72.3	65.3	61.5	59.9	58.3	57.6	57.6	59.1	57.6	57.6	165°	0.0
75.5	70.0	63.0	58.3	57.6	56.0	55.2	56.0	58.3	56.8	56.0	167.5°	0.0
72.3	68.5	61.5	57.6	56.0	54.5	53.7	54.5	56.0	56.0	56.0	170°	0.0
70.8	66.9	59.9	56.0	55.2	53.7	52.9	52.9	55.2	55.2	54.5	172.5°	0.0
68.5	65.3	58.3	53.7	52.1	52.1	51.3	51.3	52.1	52.1	52.9	175°	0.0
65.3	63.8	56.8	51.3	50.6	49.8	49.8	49.8	49.8	51.3	51.3	177.5°	0.0
62.2	61.5	54.5	49.8	48.2	48.2	48.2	48.2	48.2	49.0	49.8	180°	0.0
57.6	57.6	51.3	46.7	45.9	45.1	45.1	45.1	45.1	45.9	46.7		
52.9	53.7	47.5	42.8	42.0	42.0	42.0	42.0	42.8	42.8	43.6		
48.2	49.0	42.8	38.1	38.1	38.1	38.1	38.1	38.1	38.1	39.7		
43.6	43.6	36.6	31.9	32.7	33.4	34.2	33.4	33.4	34.2	36.6		
37.3	36.6	30.3	26.4	26.4	28.0	28.8	28.0	28.8	28.8	31.9		
29.6	29.6	23.3	19.4	19.4	22.6	22.6	22.6	23.3	24.1	26.4		
22.6	21.8	16.3	13.2	13.2	15.6	16.3	17.1	17.9	18.7	20.2		
13.2	13.2	8.6	5.4	6.2	7.0	9.3	9.3	9.3	10.9	13.2		
0.0	0.8	0.0	0.0	0.0	0.0	0.0	0.0	0.0	0.0	0.0		
0.0	0.0	0.0	0.0	0.0	0.0	0.0	0.0	0.0	0.0	0.0		
0.0	0.0	0.0	0.0	0.0	0.0	0.0	0.0	0.0	0.0	0.0		
0.0	0.0	0.0	0.0	0.0	0.0	0.0	0.0	0.0	0.0	0.0		
0.0	0.0	0.0	0.0	0.0	0.0	0.0	0.0	0.0	0.0	0.0		
0.0	0.0	0.0	0.0	0.0	0.0	0.0	0.0	0.0	0.0	0.0		
0.0	0.0	0.0	0.0	0.0	0.0	0.0	0.0	0.0	0.0	0.0		
0.0	0.0	0.0	0.0	0.0	0.0	0.0	0.0	0.0	0.0	0.0		
0.0	0.0	0.0	0.0	0.0	0.0	0.0	0.0	0.0	0.0	0.0		
0.0	0.0	0.0	0.0	0.0	0.0	0.0	0.0	0.0	0.0	0.0		
0.0	0.0	0.0	0.0	0.0	0.0	0.0	0.0	0.0	0.0	0.0		
0.0	0.0	0.0	0.0	0.0	0.0	0.0	0.0	0.0	0.0	0.0		

'227204
 ISW-AF-1000-LED-E1-SLL-7030

REPORT NUMBER: P227204
 CATALOG NUMBER: ISW-AF-10

TION (continued):

CANDELA DISTRIBUTION (con

165°	170°	175°	180°	185°	190°	195°	200°	205°	210°		215°	220°
0.0	0.0	0.0	0.0	0.0	0.0	0.0	0.0	0.0	0.0	0°	1527.0	1527.0
0.0	0.0	0.0	0.0	0.0	0.0	0.0	0.0	0.0	0.0	2.5°	1323.2	1322.4
0.0	0.0	0.0	0.0	0.0	0.0	0.0	0.0	0.0	0.0	5°	1085.9	1078.9
0.0	0.0	0.0	0.0	0.0	0.0	0.0	0.0	0.0	0.0	7.5°	841.7	867.3
0.0	0.0	0.0	0.0	0.0	0.0	0.0	0.0	0.0	0.0	10°	606.7	624.6
0.0	0.0	0.0	0.0	0.0	0.0	0.0	0.0	0.0	0.0	12.5°	422.4	431.7
0.0	0.0	0.0	0.0	0.0	0.0	0.0	0.0	0.0	0.0	15°	290.9	309.6
0.0	0.0	0.0	0.0	0.0	0.0	0.0	0.0	0.0	0.0	17.5°	226.4	228.7
0.0	0.0	0.0	0.0	0.0	0.0	0.0	0.0	0.0	0.0	20°	186.7	188.2
0.0	0.0	0.0	0.0	0.0	0.0	0.0	0.0	0.0	0.0	22.5°	165.7	168.8
0.0	0.0	0.0	0.0	0.0	0.0	0.0	0.0	0.0	0.0	25°	139.2	142.4
0.0	0.0	0.0	0.0	0.0	0.0	0.0	0.0	0.0	0.0	27.5°	122.9	126.0
0.0	0.0	0.0	0.0	0.0	0.0	0.0	0.0	0.0	0.0	30°	112.8	114.3
0.0	0.0	0.0	0.0	0.0	0.0	0.0	0.0	0.0	0.0	32.5°	102.7	102.7
0.0	0.0	0.0	0.0	0.0	0.0	0.0	0.0	0.0	0.0	35°	94.1	94.9
0.0	0.0	0.0	0.0	0.0	0.0	0.0	0.0	0.0	0.0	37.5°	87.9	89.5
0.0	0.0	0.0	0.0	0.0	0.0	0.0	0.0	0.0	0.0	40°	82.5	83.2
0.0	0.0	0.0	0.0	0.0	0.0	0.0	0.0	0.0	0.0	42.5°	74.7	76.2
0.0	0.0	0.0	0.0	0.0	0.0	0.0	0.0	0.0	0.0	45°	67.7	68.5
0.0	0.0	0.0	0.0	0.0	0.0	0.0	0.0	0.0	0.0	47.5°	63.0	63.0
0.0	0.0	0.0	0.0	0.0	0.0	0.0	0.0	0.0	0.0	50°	59.9	60.7
0.0	0.0	0.0	0.0	0.0	0.0	0.0	0.0	0.0	0.0	52.5°	58.3	59.1
0.0	0.0	0.0	0.0	0.0	0.0	0.0	0.0	0.0	0.0	55°	57.6	59.1
0.0	0.0	0.0	0.0	0.0	0.0	0.0	0.0	0.0	0.0	57.5°	57.6	58.3
0.0	0.0	0.0	0.0	0.0	0.0	0.0	0.0	0.0	0.0	59°	56.8	57.6
0.0	0.0	0.0	0.0	0.0	0.0	0.0	0.0	0.0	0.0	60°	56.8	58.3
0.0	0.0	0.0	0.0	0.0	0.0	0.0	0.0	0.0	0.0	62.5°	54.5	56.0
0.0	0.0	0.0	0.0	0.0	0.0	0.0	0.0	0.0	0.0	65°	52.9	54.5
0.0	0.0	0.0	0.0	0.0	0.0	0.0	0.0	0.0	0.0	67.5°	50.6	52.9
										70°	48.2	50.6
										72.5°	45.1	48.2
										75°	42.0	44.3
										77.5°	38.1	40.4
										80°	33.4	34.2
										82.5°	28.0	28.0
										85°	21.0	18.7
										87.5°	11.7	12.4
										90°	0.0	0.0
										92.5°	0.0	0.0
										95°	0.0	0.0
										97.5°	0.0	0.0
										100°	0.0	0.0
										102.5°	0.0	0.0
										105°	0.0	0.0
										107.5°	0.0	0.0



REPORT NUMBER: P227204

CATALOG NUMBER: ISW-AF-1000-LED-E:

000-LED-E1-SLL-7030

tinued):

CANDELA DISTRIBUTION (continued):

225°	230°	235°	240°	245°	250°	255°	260°	265°		215°	220°	225°
1527.0	1527.0	1527.0	1527.0	1527.0	1527.0	1527.0	1527.0	1527.0	110°	0.0	0.0	0.0
1306.0	1306.0	1329.4	1331.7	1304.5	1311.5	1324.7	1309.2	1326.3	112.5°	0.0	0.0	0.0
1096.0	1086.7	1087.5	1081.2	1092.1	1079.7	1092.9	1088.2	1084.4	115°	0.0	0.0	0.0
851.0	867.3	855.7	833.1	851.0	837.0	810.5	812.9	783.3	117.5°	0.0	0.0	0.0
639.4	627.7	621.5	610.6	581.8	587.3	557.7	562.4	572.5	120°	0.0	0.0	0.0
441.1	432.5	442.6	435.6	423.9	426.3	432.5	438.7	455.1	122.5°	0.0	0.0	0.0
309.6	305.7	303.4	308.0	321.3	328.3	338.4	357.0	366.4	125°	0.0	0.0	0.0
232.6	233.4	231.0	238.0	248.9	254.4	256.7	258.3	269.1	127.5°	0.0	0.0	0.0
192.1	195.2	194.5	196.8	193.7	190.6	192.9	188.2	184.4	130°	0.0	0.0	0.0
168.0	168.8	164.9	164.1	159.5	155.6	152.5	152.5	150.9	132.5°	0.0	0.0	0.0
142.4	143.1	139.2	139.2	138.5	140.8	139.2	136.1	135.3	135°	0.0	0.0	0.0
127.6	126.0	123.7	123.7	122.1	122.1	122.9	123.7	122.9	137.5°	0.0	0.0	0.0
114.3	112.8	112.0	112.8	112.0	112.8	113.6	112.8	113.6	140°	0.0	0.0	0.0
105.0	103.5	103.5	104.2	103.5	104.2	104.2	104.2	103.5	142.5°	0.0	0.0	0.0
97.2	95.7	95.7	95.7	94.9	93.3	91.8	89.5	87.1	145°	0.0	0.0	0.0
91.0	90.2	88.7	87.9	85.6	80.9	79.3	79.3	79.3	147.5°	0.0	0.0	0.0
85.6	84.0	83.2	80.1	77.0	75.5	75.5	75.5	75.5	150°	0.0	0.0	0.0
78.6	76.2	74.7	73.9	73.1	73.1	72.3	72.3	72.3	152.5°	0.0	0.0	0.0
70.0	69.2	69.2	70.0	70.0	70.0	70.0	69.2	70.0	155°	0.0	0.0	0.0
64.6	64.6	65.3	66.1	66.9	67.7	68.5	67.7	68.5	157.5°	0.0	0.0	0.0
62.2	62.2	62.2	63.8	64.6	65.3	66.9	66.9	66.9	160°	0.0	0.0	0.0
60.7	60.7	61.5	62.2	63.0	63.8	64.6	65.3	66.1	162.5°	0.0	0.0	0.0
59.9	60.7	59.9	60.7	61.5	63.0	63.8	63.8	64.6	165°	0.0	0.0	0.0
59.9	59.9	59.9	59.9	61.5	62.2	61.5	62.2	63.0	167.5°	0.0	0.0	0.0
59.9	59.9	59.1	59.9	60.7	61.5	60.7	60.7	62.2	170°	0.0	0.0	0.0
59.1	59.9	59.1	59.1	59.9	60.7	59.9	60.7	61.5	172.5°	0.0	0.0	0.0
57.6	58.3	57.6	58.3	58.3	59.1	59.1	59.1	59.9	175°	0.0	0.0	0.0
56.0	56.0	56.0	56.8	56.8	57.6	57.6	58.3	57.6	177.5°	0.0	0.0	0.0
54.5	54.5	54.5	55.2	55.2	56.0	56.8	56.0	56.0	180°	0.0	0.0	0.0
52.9	52.1	51.3	52.1	52.9	52.9	53.7	52.9	53.7				
50.6	49.8	49.0	49.0	49.8	49.8	50.6	49.8	49.8				
46.7	46.7	45.1	45.1	45.1	45.1	45.9	45.1	44.3				
42.0	42.0	40.4	40.4	40.4	40.4	39.7	39.7	39.7				
35.0	35.8	35.8	35.0	35.0	34.2	34.2	33.4	32.7				
26.4	28.0	28.8	28.8	28.8	28.8	28.8	27.2	25.7				
18.7	21.0	23.3	23.3	22.6	22.6	22.6	20.2	17.9				
11.7	14.0	14.8	16.3	14.0	13.2	13.2	11.7	10.9				
0.0	0.0	1.6	0.8	2.3	2.3	3.1	1.6	0.8				
0.0	0.0	0.0	0.0	0.0	0.0	0.0	0.0	0.0				
0.0	0.0	0.0	0.0	0.0	0.0	0.0	0.0	0.0				
0.0	0.0	0.0	0.0	0.0	0.0	0.0	0.0	0.0				
0.0	0.0	0.0	0.0	0.0	0.0	0.0	0.0	0.0				
0.0	0.0	0.0	0.0	0.0	0.0	0.0	0.0	0.0				
0.0	0.0	0.0	0.0	0.0	0.0	0.0	0.0	0.0				
0.0	0.0	0.0	0.0	0.0	0.0	0.0	0.0	0.0				
0.0	0.0	0.0	0.0	0.0	0.0	0.0	0.0	0.0				
0.0	0.0	0.0	0.0	0.0	0.0	0.0	0.0	0.0				
0.0	0.0	0.0	0.0	0.0	0.0	0.0	0.0	0.0				



REPORT NUMBER: P227204

CATALOG NUMBER: ISW-AF-1000-LED-E1-SLL-703C

1-SLL-7030

CANDELA DISTRIBUTION (continued):

230°	235°	240°	245°	250°	255°	260°	265°		270°	275°	280°	285°
0.0	0.0	0.0	0.0	0.0	0.0	0.0	0.0	0°	1527.0	1527.0	1527.0	1527.0
0.0	0.0	0.0	0.0	0.0	0.0	0.0	0.0	2.5°	1311.5	1340.3	1344.2	1348.0
0.0	0.0	0.0	0.0	0.0	0.0	0.0	0.0	5°	1078.1	1106.9	1090.6	1097.6
0.0	0.0	0.0	0.0	0.0	0.0	0.0	0.0	7.5°	787.2	768.5	792.7	807.4
0.0	0.0	0.0	0.0	0.0	0.0	0.0	0.0	10°	574.8	596.6	606.0	623.1
0.0	0.0	0.0	0.0	0.0	0.0	0.0	0.0	12.5°	476.8	490.8	507.9	535.2
0.0	0.0	0.0	0.0	0.0	0.0	0.0	0.0	15°	386.6	396.7	418.5	444.9
0.0	0.0	0.0	0.0	0.0	0.0	0.0	0.0	17.5°	281.6	296.4	310.4	332.2
0.0	0.0	0.0	0.0	0.0	0.0	0.0	0.0	20°	189.0	195.2	212.4	222.5
0.0	0.0	0.0	0.0	0.0	0.0	0.0	0.0	22.5°	151.7	154.0	157.1	165.7
0.0	0.0	0.0	0.0	0.0	0.0	0.0	0.0	25°	136.1	137.7	140.0	143.1
0.0	0.0	0.0	0.0	0.0	0.0	0.0	0.0	27.5°	123.7	124.5	126.8	128.3
0.0	0.0	0.0	0.0	0.0	0.0	0.0	0.0	30°	112.8	112.0	112.8	115.1
0.0	0.0	0.0	0.0	0.0	0.0	0.0	0.0	32.5°	101.1	101.1	102.7	102.7
0.0	0.0	0.0	0.0	0.0	0.0	0.0	0.0	35°	87.1	86.3	87.9	90.2
0.0	0.0	0.0	0.0	0.0	0.0	0.0	0.0	37.5°	80.1	80.9	82.5	84.0
0.0	0.0	0.0	0.0	0.0	0.0	0.0	0.0	40°	76.2	77.0	78.6	80.1
0.0	0.0	0.0	0.0	0.0	0.0	0.0	0.0	42.5°	72.3	73.9	75.5	77.8
0.0	0.0	0.0	0.0	0.0	0.0	0.0	0.0	45°	70.0	71.6	73.9	76.2
0.0	0.0	0.0	0.0	0.0	0.0	0.0	0.0	47.5°	69.2	70.8	73.1	76.2
0.0	0.0	0.0	0.0	0.0	0.0	0.0	0.0	50°	67.7	70.0	72.3	75.5
0.0	0.0	0.0	0.0	0.0	0.0	0.0	0.0	52.5°	67.7	69.2	71.6	75.5
0.0	0.0	0.0	0.0	0.0	0.0	0.0	0.0	55°	65.3	67.7	70.0	73.9
0.0	0.0	0.0	0.0	0.0	0.0	0.0	0.0	57.5°	63.8	65.3	68.5	73.1
0.0	0.0	0.0	0.0	0.0	0.0	0.0	0.0	59°	63.0	64.6	67.7	72.3
0.0	0.0	0.0	0.0	0.0	0.0	0.0	0.0	60°	61.5	63.8	66.9	71.6
0.0	0.0	0.0	0.0	0.0	0.0	0.0	0.0	62.5°	59.9	62.2	65.3	70.0
0.0	0.0	0.0	0.0	0.0	0.0	0.0	0.0	65°	57.6	60.7	63.8	66.9
0.0	0.0	0.0	0.0	0.0	0.0	0.0	0.0	67.5°	56.0	57.6	60.7	63.8
								70°	52.9	54.5	56.8	59.1
								72.5°	49.0	49.8	51.3	53.7
								75°	43.6	44.3	45.1	47.5
								77.5°	38.1	38.1	38.9	42.0
								80°	31.9	31.9	32.7	34.2
								82.5°	24.1	24.1	25.7	28.0
								85°	17.1	16.3	18.7	20.2
								87.5°	10.1	9.3	10.1	10.1
								90°	0.8	2.3	1.6	1.6
								92.5°	0.0	0.0	0.0	0.0
								95°	0.0	0.0	0.0	0.0
								97.5°	0.0	0.0	0.0	0.0
								100°	0.0	0.0	0.0	0.0
								102.5°	0.0	0.0	0.0	0.0
								105°	0.0	0.0	0.0	0.0
								107.5°	0.0	0.0	0.0	0.0



REPORT NUMBER: P227204

CATALOG NUMBER: ISW-AF-1000-LED-E1-SLL-7030

CANDELA DISTRIBUTION (continued):

290°	295°	300°	305°	310°	315°	320°		270°	275°	280°	285°	290°
1527.0	1527.0	1527.0	1527.0	1527.0	1527.0	1527.0	110°	0.0	0.0	0.0	0.0	0.0
1363.6	1355.8	1362.1	1386.2	1394.7	1405.6	1442.2	112.5°	0.0	0.0	0.0	0.0	0.0
1114.7	1124.8	1114.7	1163.7	1166.0	1198.7	1211.9	115°	0.0	0.0	0.0	0.0	0.0
819.1	832.3	854.1	886.8	896.1	942.8	982.5	117.5°	0.0	0.0	0.0	0.0	0.0
639.4	656.5	686.9	707.1	727.3	754.5	786.4	120°	0.0	0.0	0.0	0.0	0.0
567.8	585.7	612.2	637.9	666.6	687.6	714.1	122.5°	0.0	0.0	0.0	0.0	0.0
474.5	502.5	528.2	561.6	585.7	623.9	655.0	125°	0.0	0.0	0.0	0.0	0.0
362.5	401.4	427.1	467.5	504.1	537.5	579.5	127.5°	0.0	0.0	0.0	0.0	0.0
252.0	282.4	315.0	358.6	406.0	451.9	507.9	130°	0.0	0.0	0.0	0.0	0.0
173.5	189.8	214.7	259.8	308.8	374.9	435.6	132.5°	0.0	0.0	0.0	0.0	0.0
147.8	154.0	163.4	185.1	226.4	298.7	365.6	135°	0.0	0.0	0.0	0.0	0.0
131.5	136.1	142.4	153.2	175.0	224.8	298.7	137.5°	0.0	0.0	0.0	0.0	0.0
120.6	126.0	132.2	140.0	151.7	185.9	241.1	140°	0.0	0.0	0.0	0.0	0.0
105.8	109.7	115.1	123.7	132.2	159.5	213.1	142.5°	0.0	0.0	0.0	0.0	0.0
93.3	98.0	105.0	111.2	119.8	141.6	193.7	145°	0.0	0.0	0.0	0.0	0.0
87.1	91.8	98.0	103.5	109.7	127.6	179.7	147.5°	0.0	0.0	0.0	0.0	0.0
83.2	87.9	94.1	98.8	102.7	122.9	174.2	150°	0.0	0.0	0.0	0.0	0.0
80.9	86.3	91.8	94.9	102.7	125.2	161.0	152.5°	0.0	0.0	0.0	0.0	0.0
80.1	85.6	91.8	97.2	112.8	118.2	152.5	155°	0.0	0.0	0.0	0.0	0.0
80.9	85.6	93.3	108.9	109.7	112.0	143.1	157.5°	0.0	0.0	0.0	0.0	0.0
80.9	87.9	104.2	113.6	104.2	105.8	134.6	160°	0.0	0.0	0.0	0.0	0.0
81.7	91.0	108.1	105.8	101.1	98.8	125.2	162.5°	0.0	0.0	0.0	0.0	0.0
81.7	89.5	103.5	99.6	93.3	94.1	114.3	165°	0.0	0.0	0.0	0.0	0.0
79.3	89.5	99.6	90.2	85.6	89.5	105.0	167.5°	0.0	0.0	0.0	0.0	0.0
77.8	91.8	88.7	83.2	83.2	87.1	100.3	170°	0.0	0.0	0.0	0.0	0.0
77.0	94.1	84.0	80.9	80.9	86.3	98.0	172.5°	0.0	0.0	0.0	0.0	0.0
74.7	87.9	77.0	75.5	77.8	81.7	94.9	175°	0.0	0.0	0.0	0.0	0.0
70.0	73.1	70.8	70.8	73.9	78.6	93.3	177.5°	0.0	0.0	0.0	0.0	0.0
64.6	66.1	66.1	66.9	70.0	73.9	94.9	180°	0.0	0.0	0.0	0.0	0.0
59.9	59.9	61.5	62.2	64.6	70.0	91.0						
54.5	55.2	55.2	56.8	58.3	63.8	87.9						
48.2	48.2	49.8	49.8	52.1	57.6	78.6						
42.0	42.0	42.0	42.8	44.3	49.8	64.6						
35.0	35.0	35.0	35.8	36.6	41.2	49.0						
28.0	27.2	26.4	26.4	28.0	31.9	38.1						
19.4	19.4	18.7	18.7	18.7	21.0	25.7						
10.9	9.3	10.1	10.9	10.1	11.7	14.0						
0.8	1.6	2.3	3.1	3.1	3.1	4.7						
0.0	0.0	0.0	0.0	0.0	0.0	0.0						
0.0	0.0	0.0	0.0	0.0	0.0	0.0						
0.0	0.0	0.0	0.0	0.0	0.0	0.0						
0.0	0.0	0.0	0.0	0.0	0.0	0.0						
0.0	0.0	0.0	0.0	0.0	0.0	0.0						
0.0	0.0	0.0	0.0	0.0	0.0	0.0						
0.0	0.0	0.0	0.0	0.0	0.0	0.0						
0.0	0.0	0.0	0.0	0.0	0.0	0.0						
0.0	0.0	0.0	0.0	0.0	0.0	0.0						
0.0	0.0	0.0	0.0	0.0	0.0	0.0						



REPORT NUMBER: P227204

CATALOG NUMBER: ISW-AF-1000-LED-E1-SLL-7030

CANDELA DISTRIBUTION (continued):

295°	300°	305°	310°	315°	320°		325°	330°	335°	340°	345°	350°
0.0	0.0	0.0	0.0	0.0	0.0	0°	1527.0	1527.0	1527.0	1527.0	1527.0	1527.0
0.0	0.0	0.0	0.0	0.0	0.0	2.5°	1437.5	1457.7	1489.6	1495.8	1521.5	1539.4
0.0	0.0	0.0	0.0	0.0	0.0	5°	1218.1	1266.4	1283.5	1316.9	1375.3	1404.8
0.0	0.0	0.0	0.0	0.0	0.0	7.5°	1005.0	1041.6	1082.8	1136.5	1179.3	1229.8
0.0	0.0	0.0	0.0	0.0	0.0	10°	826.9	879.0	932.7	976.2	1036.1	1096.8
0.0	0.0	0.0	0.0	0.0	0.0	12.5°	734.3	763.1	816.0	877.4	952.1	1019.8
0.0	0.0	0.0	0.0	0.0	0.0	15°	686.1	720.3	777.1	842.4	921.8	1005.8
0.0	0.0	0.0	0.0	0.0	0.0	17.5°	626.2	680.6	745.2	838.5	941.2	1057.9
0.0	0.0	0.0	0.0	0.0	0.0	20°	567.1	633.2	718.0	840.9	983.2	1134.9
0.0	0.0	0.0	0.0	0.0	0.0	22.5°	515.0	593.5	700.9	854.9	1036.9	1239.1
0.0	0.0	0.0	0.0	0.0	0.0	25°	453.5	558.5	687.6	883.7	1119.4	1379.2
0.0	0.0	0.0	0.0	0.0	0.0	27.5°	404.5	525.1	668.2	908.6	1194.8	1513.7
0.0	0.0	0.0	0.0	0.0	0.0	30°	350.0	486.2	641.0	917.1	1286.6	1624.2
0.0	0.0	0.0	0.0	0.0	0.0	32.5°	306.5	449.6	609.9	909.3	1327.8	1701.2
0.0	0.0	0.0	0.0	0.0	0.0	35°	285.5	423.2	583.4	882.1	1362.1	1784.4
0.0	0.0	0.0	0.0	0.0	0.0	37.5°	271.5	394.4	557.7	837.0	1400.9	1866.9
0.0	0.0	0.0	0.0	0.0	0.0	40°	253.6	371.8	536.7	804.3	1431.3	1935.3
0.0	0.0	0.0	0.0	0.0	0.0	42.5°	237.3	351.6	520.4	775.5	1439.1	1996.8
0.0	0.0	0.0	0.0	0.0	0.0	45°	223.2	339.2	507.9	777.1	1444.5	2082.4
0.0	0.0	0.0	0.0	0.0	0.0	47.5°	212.4	327.5	503.3	803.5	1502.1	2201.4
0.0	0.0	0.0	0.0	0.0	0.0	50°	202.2	317.4	495.5	854.9	1594.6	2362.4
0.0	0.0	0.0	0.0	0.0	0.0	52.5°	190.6	303.4	485.4	907.8	1695.8	2577.9
0.0	0.0	0.0	0.0	0.0	0.0	55°	175.0	284.7	474.5	952.1	1833.4	2840.0
0.0	0.0	0.0	0.0	0.0	0.0	57.5°	150.9	262.9	467.5	974.7	1918.2	2990.9
0.0	0.0	0.0	0.0	0.0	0.0	59°	138.5	241.9	463.6	963.8	1940.8	3016.6
0.0	0.0	0.0	0.0	0.0	0.0	60°	131.5	229.5	457.4	950.6	1947.0	3000.2
0.0	0.0	0.0	0.0	0.0	0.0	62.5°	122.1	199.9	431.7	884.4	1859.9	2802.7
0.0	0.0	0.0	0.0	0.0	0.0	65°	124.5	189.0	373.4	753.0	1660.0	2416.8
0.0	0.0	0.0	0.0	0.0	0.0	67.5°	127.6	184.4	322.8	608.3	1323.2	1999.9
						70°	125.2	182.0	293.3	483.8	991.0	1497.4
						72.5°	122.1	171.9	254.4	388.9	628.5	1048.6
						75°	108.1	144.7	199.9	266.8	396.7	763.9
						77.5°	84.8	111.2	141.6	165.7	201.5	539.1
						80°	62.2	80.9	92.6	99.6	112.0	367.9
						82.5°	44.3	54.5	59.1	63.0	74.7	275.4
						85°	33.4	38.1	41.2	41.2	50.6	194.5
						87.5°	18.7	19.4	19.4	21.0	24.9	52.9
						90°	5.4	5.4	4.7	5.4	3.9	3.1
						92.5°	0.0	0.0	0.0	0.0	0.0	0.0
						95°	0.0	0.0	0.0	0.0	0.0	0.0
						97.5°	0.0	0.0	0.0	0.0	0.0	0.0
						100°	0.0	0.0	0.0	0.0	0.0	0.0
						102.5°	0.0	0.0	0.0	0.0	0.0	0.0
						105°	0.0	0.0	0.0	0.0	0.0	0.0
						107.5°	0.0	0.0	0.0	0.0	0.0	0.0



REPORT NUMBER: P227204

CATALOG NUMBER: ISW-AF-1000-LED-E1-SLL-7030

CANDELA DISTRIBUTION (continued):

355°	359°	360°		325°	330°	335°	340°	345°	350°	355°
1527.0	1527.0	1527.0	110°	0.0	0.0	0.0	0.0	0.0	0.0	0.0
1559.6	1571.3	1580.6	112.5°	0.0	0.0	0.0	0.0	0.0	0.0	0.0
1450.0	1478.7	1484.2	115°	0.0	0.0	0.0	0.0	0.0	0.0	0.0
1285.8	1332.5	1348.8	117.5°	0.0	0.0	0.0	0.0	0.0	0.0	0.0
1165.3	1215.8	1232.9	120°	0.0	0.0	0.0	0.0	0.0	0.0	0.0
1099.1	1158.2	1176.9	122.5°	0.0	0.0	0.0	0.0	0.0	0.0	0.0
1100.7	1171.5	1198.7	125°	0.0	0.0	0.0	0.0	0.0	0.0	0.0
1172.3	1253.1	1286.6	127.5°	0.0	0.0	0.0	0.0	0.0	0.0	0.0
1295.2	1412.6	1437.5	130°	0.0	0.0	0.0	0.0	0.0	0.0	0.0
1461.6	1576.7	1614.1	132.5°	0.0	0.0	0.0	0.0	0.0	0.0	0.0
1618.0	1770.4	1799.2	135°	0.0	0.0	0.0	0.0	0.0	0.0	0.0
1772.0	1922.9	1948.6	137.5°	0.0	0.0	0.0	0.0	0.0	0.0	0.0
1891.0	2048.9	2070.7	140°	0.0	0.0	0.0	0.0	0.0	0.0	0.0
2005.4	2183.5	2207.6	142.5°	0.0	0.0	0.0	0.0	0.0	0.0	0.0
2132.9	2329.7	2357.7	145°	0.0	0.0	0.0	0.0	0.0	0.0	0.0
2248.0	2473.6	2491.5	147.5°	0.0	0.0	0.0	0.0	0.0	0.0	0.0
2375.6	2591.1	2595.8	150°	0.0	0.0	0.0	0.0	0.0	0.0	0.0
2479.9	2678.2	2679.8	152.5°	0.0	0.0	0.0	0.0	0.0	0.0	0.0
2581.0	2759.9	2760.7	155°	0.0	0.0	0.0	0.0	0.0	0.0	0.0
2686.8	2849.3	2837.7	157.5°	0.0	0.0	0.0	0.0	0.0	0.0	0.0
2854.0	2955.1	2966.8	160°	0.0	0.0	0.0	0.0	0.0	0.0	0.0
3108.4	3198.6	3211.8	162.5°	0.0	0.0	0.0	0.0	0.0	0.0	0.0
3404.0	3529.2	3511.3	165°	0.0	0.0	0.0	0.0	0.0	0.0	0.0
3529.2	3672.3	3687.1	167.5°	0.0	0.0	0.0	0.0	0.0	0.0	0.0
3508.2	3703.4	3728.3	170°	0.0	0.0	0.0	0.0	0.0	0.0	0.0
3474.7	3694.1	3724.4	172.5°	0.0	0.0	0.0	0.0	0.0	0.0	0.0
3284.9	3596.9	3644.3	175°	0.0	0.0	0.0	0.0	0.0	0.0	0.0
2966.0	3395.4	3462.3	177.5°	0.0	0.0	0.0	0.0	0.0	0.0	0.0
2556.1	3094.4	3148.0	180°	0.0	0.0	0.0	0.0	0.0	0.0	0.0
1994.5	2514.9	2560.8								
1325.5	1726.9	1806.2								
842.4	1113.9	1099.1								
621.5	724.2	725.0								
451.2	497.1	491.6								
349.3	303.4	302.6								
122.1	107.3	105.0								
52.9	44.3	45.1								
2.3	2.3	3.1								
0.0	0.0	0.0								
0.0	0.0	0.0								
0.0	0.0	0.0								
0.0	0.0	0.0								
0.0	0.0	0.0								
0.0	0.0	0.0								
0.0	0.0	0.0								
0.0	0.0	0.0								
0.0	0.0	0.0								

